




Family Research Center
 STAR Project
 248 Stone Bldg.
 PO Box 26170
 Greensboro, NC 27402

ADDRESS CORRECTION REQUESTED

Imagine and Transform



Tell your child to use their imagination by turning the star to the left into a character. Give your child materials such as crayons, buttons, feather, etc. to transform the star into a whatever their imagination can create. Encourage your child to create a story behind the character and to show it to other family members.

STAR-tastic

Newsletter

www.star4kids.org



Issue 2
 April 2008

The STAR Project has completed 100+ visits of the 283 visits for this year. Our 4-year olds span 10 counties and 4 states (due to moves in the past year). We wanted to thank each parent for their dedication to the project and their effort to schedule their child's visit during the month we are requesting.

We hope to complete 4-year visits by the end of September

Priceless Fun

Who knew there were so many things to do around the Greensboro area that are FREE or close to FREE? Here is a listing for some "priceless" fun for you and your child.



Annual Spring Family Day
 April 12th 1pm-4pm
 Enjoy the Weatherspoon's newest contemporary collection that asks the question "What is Memory?". You and your child will enjoy memory games along with music, refreshments and activities for ages 3 and up.



3rd Annual Piedmont Earth Day Fair
 Downtown Lexington, NC
 Carolina Children's Festival
 April 15th
 Children's festival and other free events offered during the month of April
<http://www.taste-of-lexington.com/events/index.php#children>



All of the libraries in Guilford County offer free story-time for preschoolers. Times vary by location, contact your local branch for more information.

SPRING DAZE

Downtown Thomasville, NC
 May 3rd 9am-3pm

Everyone can enjoy the fun at the Depot in downtown Thomasville. There will be a large children's section with a puppet show, crafts, story time with the local "Cat in the Hat". Parents can enjoy the event as well browsing local artists and craftman.



Winston Salem 10 am - 5 pm, 4055 Robinhood Rd.

Free Admission and transportation from the Transportation Center downtown. The children will enjoy a large interactive and engaging Eco-Kids area and Eco-Foods.

Greensboro Arboretum

Greensboro, NC
 Within Lindley Park at Market St. and Starmount Dr.
 17 acres of fountains, gazebos, trails, and flora. The arboretum is free for all.



Bingo Inferno

Burlington, NC

Thataways Building
 Thursdays from 6-7

For the month of April, Burlington Recreation and Parks will be hosting bingo with a 70s twist! Cost is \$1 per card.

ArtQuest Family Night

Greensboro, NC

Green Hill Center for North Carolina Art

5-7 pm, Every Wednesday

Families can enjoy making arts and crafts for free!

Family Tree Planting Workshop

Winston Salem, NC

SciWorks
 April 26th 9 am - 11 am

Bring the whole family, and learn the proper way to plant trees. This is a free workshop but registration is required. Contact Kelli Isenhour at (336) 714-7106 or kisenhour@sciworks.org to sign up.

Inside this issue:

Reading with Your Child	2
Fun to Make and Eat Fruit Flowers	2
Grow It!	2
Rainy Day Box	2
Get Physical	2
Summer Fun Guide	3
Imagine and Transform	4

Keep in Touch!
 Contact if your address or phone number has changed

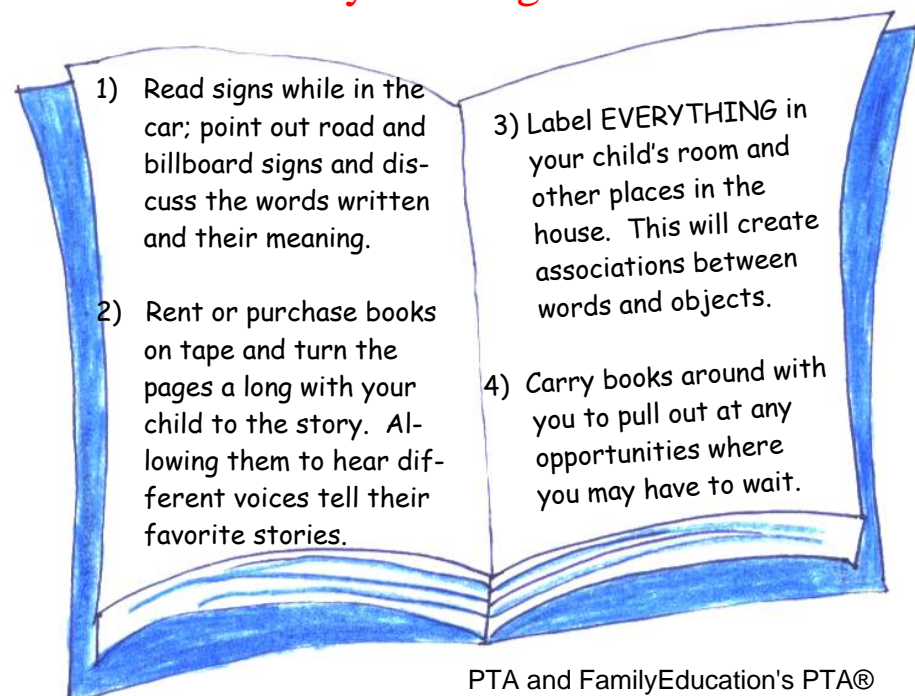
334-4574
 or
pldover@uncg.edu

Thank You!

“April Showers Bring May Flowers”

Spring is upon us and that means flowers, sun, and of course those spring showers. Here are a few ideas to play, imagine, and create with your child both indoors and out.

Easy Reading Activities



PTA and FamilyEducation's PTA®

Grow It: Easy Houseplants

Plant a flower or choose one of these easy “do it yourself” house plants with your child and watch the plant or flower grow.



Cut off about one-half inch of a carrot top and plant in a pot filled with moist, well-drained soil mix. The carrot top will develop fern-like leaves.

Cut off the top green leaves of a pineapple, with about one inch of the fruit portion attached. Put the cut-fruit end in a shallow pan of water, leaving the green top well above water. Roots will develop after several weeks. Transplant to a pot of moist soil and cover with a clear plastic bag for three weeks. Keep your pineapple plant well watered; tiny pineapples may even develop in a year or so.

Rainy Day Box

Get ready for rainy days by preparing a rainy day box. Grab a shoe box and fill it with arts and crafts materials for a rainy day.



Some suggestions include: Feathers, sequins, glue, swatches of fabric, buttons, glitter, candy wrappers, popsicle sticks, egg cartons, or parts of cereal boxes.

With the items you collect, make rainy day arts and crafts. Collages, hats, and puppets are all great ideas. Let your child's imagination run wild!

Summer Fun Guide

Summer programs have grown over the past few years, and now there are so many choices. How is a parent to decide? We have created a sampling of camps that accept children 3 and 4 years of age.

Carolina All-Star Soccer Camps

7-M Dundas Circle, Greensboro, 27407. Phone: 316-1266
Half day. Sessions: June 11-15, register by June 8; June 18-22, register by June 15; July 9-13, register by July 5; July 16-20, register by July 13; July 23-27, register by July 20. Variety of dates and Triad locations for 9 a.m.-1 p.m. camps for boys and girls. Ages: 4-12. Cost: \$125.

ArtQuest Summer Camps

Green Hill Center, Greensboro Cultural Center, 200 N. Davie St., Phone: 333-7460
Art Camps
Half day. Sessions: June 4-Aug. 17. Ages: 3-12. Cost: \$90-\$120.

Camp Buzz. Greensboro Children's Museum,

220 N. Church St., Greensboro, 27401. Phone: 510-5747
All day & half day sessions: June 11-15, June 18-22, June 25-29, July 9-16, July 16-20, July 23-27. Focus is on imagination and education. Ages: 4-10. Cost: \$80-\$200.

Camp FreeSpirit.

6657 Kimesville Road, Liberty, 27298. Phone: 565-9723
Half day sessions: June 11-15, June 18-22, June 25-29, July 16-20, July 23-27, July 30-Aug. 3. Inclusive outdoor horse camp for people with and without disabilities. Activities: horses, animals, arts and crafts, life skills. Ages: 2-75. Cost: \$125-\$150.



Center for Visual Artists: Art Camp

200 N. Davie St., Fourth Floor Greensboro Cultural Center, Greensboro, 27401. Phone: 333-7475
Weekly Sessions: May 29-Aug. 31. Camps foster imagination and creativity through art. Ages: 3-15. Cost: \$75-\$110.

The Learning Palette Summer Camp

5603 Hilltop Road, Jamestown, 27282. Phone: 908-1049
Sessions: June 18-29, July 9-20. Explore literature and world cultures through art, dance, music and more. Ages: 3-8. Cost: \$100-\$200.

Randolph Arts Guild

123 Sunset Ave., Asheboro Phone: 629-0399
Half day. Register by May 15 for the following sessions: June 18-22, June 25-29, July 9-13, July 16-20, July 23-27, July 30-Aug. 3. Painting, drawing, crafts, movie making, clay-mation, photography, puppetry, kinder-art and more. Ages: 3-16. Cost: \$39-\$119.

Summer Speedway, The Club's Raceway to Fun


21-A Oak Branch Drive, Wendover Avenue and Clifton Road, Greensboro, 27407. Phone: 478-2660
All day, half day. Sessions: June 11-15, June 18-22, June 25-29, July 2-6, July 9-13, July 16-20. The Club offers five camps: My First Camp, full-day camp, two half-day camps and summer specialty. Ages: 2-12. Cost: \$65-\$180.



Tumblebees Gymnastics and The Ultimate Climbing Gym

6904 Downwind Road, Greensboro, 27409. Phone: 665-0662
Weekly half-day camps for preschoolers through middle school featuring gymnastics, rock climbing, karate and more. Ages: 3-12. Cost: \$129-\$159.

PLAY



St. Pius X

Catholic School

2200 N. Elm St., Greensboro, NC 273-9865

Phone: 273-9865

Free t-shirt if you register by May 2nd!

Camp runs from 9-3 Monday through Friday. Before care and after care available. Variety of activities and themed-sessions offered.

The first week of camp begins June 9th and the last week ends August 15th.

Ages 4-14.

Cost \$135 per week.

FUN

Swift Street A.M.E. Zion Summer Enrichment Program.

4408 Swift St., Greensboro, 27407.

Phone: 215-1691

All day. Sessions: June 12-Aug. 10. Primary emphasis is on reading, writing and math. Lunch and weekly field trips included. Multichild discount available; call for details. Ages: 4-13. Cost: \$60 per week.

Fruit Flowers



Here's what you will need to make it: apple, strawberry, raisins, peanut butter or cream cheese, plate, butter knife, and cutting board:

Directions: Spread peanut butter on a plate. This will be the glue to stick your fruit flower to the plate. If you are allergic to peanut butter, which a lot of kids are, you can use cream cheese. Cut the top of the strawberry off and place it in the middle of the peanut butter.

Put some raisins around the strawberry.

Cut an apple into eight slices and put them in the peanut butter so that they resemble flower petals.

Your fruit flower is ready to eat.



Get Physical

Nature walk

Take a walk around your neighborhood or park looking or listening for signs of springtime like flowers and birds.

Musical Freeze/Statues

Play a CD and have everyone dance and move around the room. When the music stops, everyone has to freeze in place. Anyone who moves before the music starts again is out.

Build a Fort

Gather together blankets and some supplies and convert the dining room table or lounge chairs into a fort. Some children can entertain themselves all day building and equipping their new 'home' and are generally happy to be served snacks and lunch.